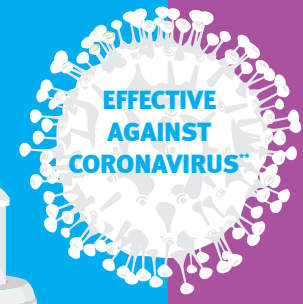
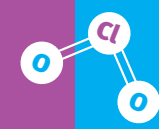





# MICROORGANISMS CANNOT BUILD RESISTANCE TO CHLORINE DIOXIDE

UNLIKE NON-OXIDISING ALTERNATIVES SUCH AS QUATERNARY AMMONIUM COMPOUNDS\*



HERE WE UTILISE TRISTEL'S POWERFUL CHLORINE DIOXIDE DISINFECTANT TO PROTECT PATIENTS & CLINICIANS



SPORICIDAL  
VIRUCIDAL  
BACTERICIDAL  
FUNGICIDAL  
MYCOBACTERICIDAL

IN 30 SECONDS



COMPLIANT WITH THE LATEST APPLICABLE EN STANDARDS INCLUDING EN 17126

FROM JUNE 2020 ALL INSTRUMENT DISINFECTANTS CLAIMING SPORICIDAL EFFICACY MUST CONFORM TO EN 17126

TRISTEL DUO ULT IS CHLORINE DIOXIDE IN A FOAM, DESIGNED SPECIFICALLY FOR THE HIGH-LEVEL DISINFECTION OF ULTRASOUND PROBES AND SURROUNDING SURFACES



**Tristel**  
WE HAVE CHEMISTRY.

SCAN THE QR CODE OR GO TO [BIT.LY/ULTINSPOS](https://bit.ly/ultinspos) TO FIND OUT MORE ABOUT TRISTEL DUO ULT:



T +44 (0) 1638 721500 - E [mail@tristel.com](mailto:mail@tristel.com) - W [www.tristel.com](http://www.tristel.com) - @TristelGlobal

#WeHaveChemistry

\*Noszticzus, Z., Wittmann, M., Kály-Kullai, K., Beregvári, Z., Kiss, I., Rosivall, L. and Szegedi, J. (2013). Chlorine Dioxide Is a Size-Selective Antimicrobial Agent. PLoS ONE, 8(11), p.e79157. \*\*Based on virucidal efficacy validated in accordance with EN 14476. \*\*\*Meyers et al. (2020). 'The ability of two chlorine dioxide chemistries to inactivate human papillomavirus-contaminated endocavitary ultrasound probes and nasendoscopes', Journal of Medical Virology, 1-5.